



# ANGLE ( EQUAL )

NO.	PROFILE NO.	WEIGHT (kg / m)	AP (mm)	LENGTH (m , ft)	DESCRIPTIONS	REMARKS
1	AN0404	0.053	50.80			
2	AN0606	0.081	76.20			
3	AN0606-2	0.155	76.20			
4	AN0606-3	0.241	76.20			
5	AN0606-4	0.268	76.20			
6	AN0808	0.108	101.60			
7	AN0808-2	0.432	101.60			
8	AN0808-4	0.327	101.60			
9	AN0808-5	0.389	101.60			
10	AN1212-2	0.499	152.40			



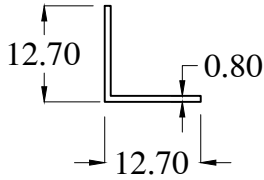
# ANGLE ( EQUAL )

NO.	PROFILE NO.	WEIGHT (kg / m)	AP (mm)	LENGTH (m , ft)		DESCRIPTIONS	REMARKS
11	AN1212-3	0.593	152.40				
12	AN1212-4	0.595	152.40				
13	AN1212-5	1.198	152.40				
14	AN1616-2	0.801	203.20				
15	AN1616-3	1.058	203.20				
16	AN7676	0.095	96.00				

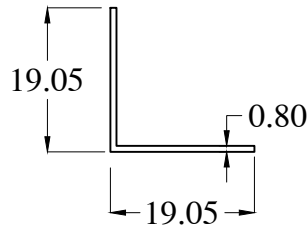


## ANGLE ( UNEQUAL )

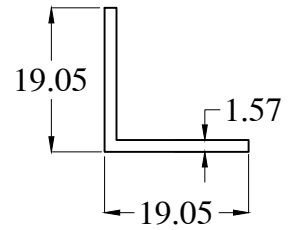
NO.	PROFILE NO.	WEIGHT (kg / m)	AP (mm)	LENGTH (m , ft)	DESCRIPTIONS	REMARKS
17	AN0406	0.083	63.50			
18	AN0408	0.096	76.20			
19	AN0410	0.095	88.90			
20	AN0412	0.108	101.60			
21	AN0812	0.170	127.00			
22	AN0416	0.153	127.00			
23	AN0816	0.204	152.40			
24	AN1224	0.905	228.60			



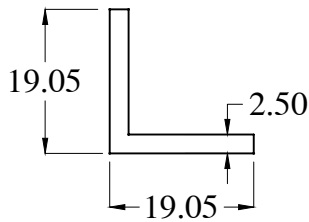
AN0404  
WT : 0.053 Kg/m



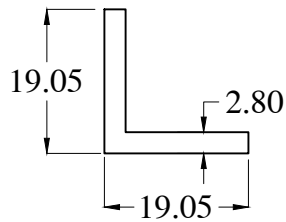
AN0606  
WT : 0.081 Kg/m



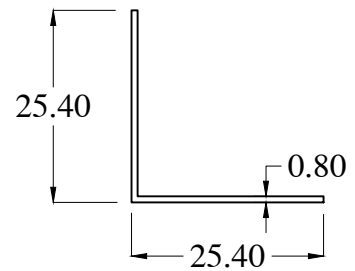
AN0606-2  
WT : 0.155 Kg/m



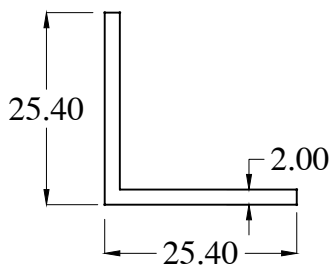
AN0606-3  
WT : 0.241 Kg/m



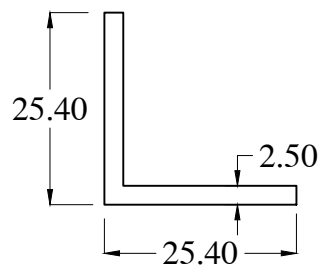
AN0606-4  
WT : 0.268 Kg/m



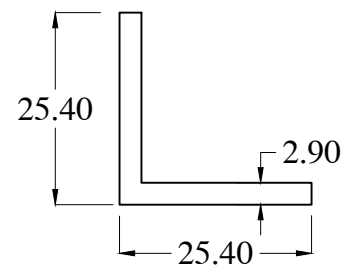
AN0808  
WT : 0.108 Kg/m



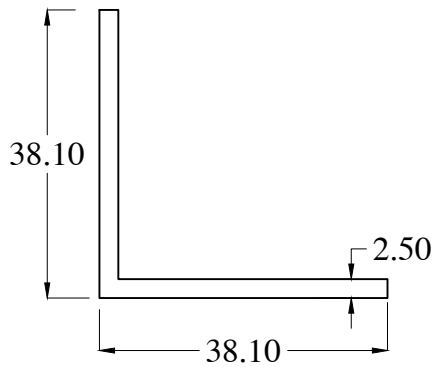
AN0808-2  
WT : 0.264 Kg/m



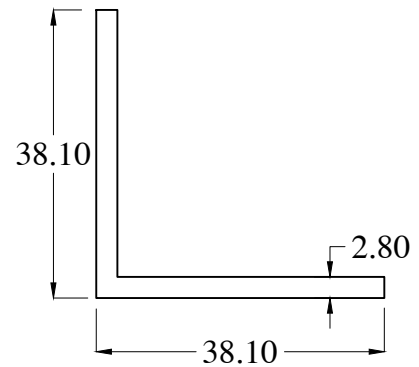
AN0808-4  
WT : 0.327 Kg/m



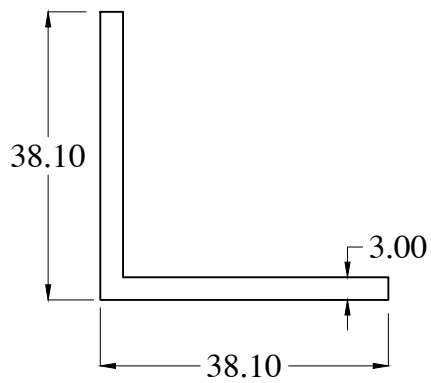
AN0808-5  
WT : 0.376 Kg/m



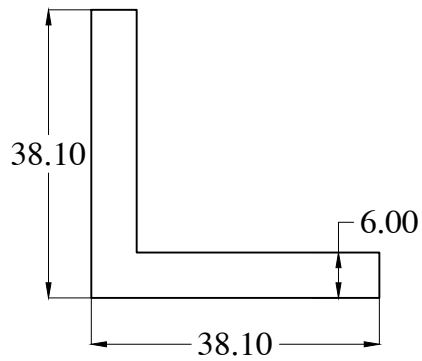
AN1212-2  
WT : 0.499 Kg/m



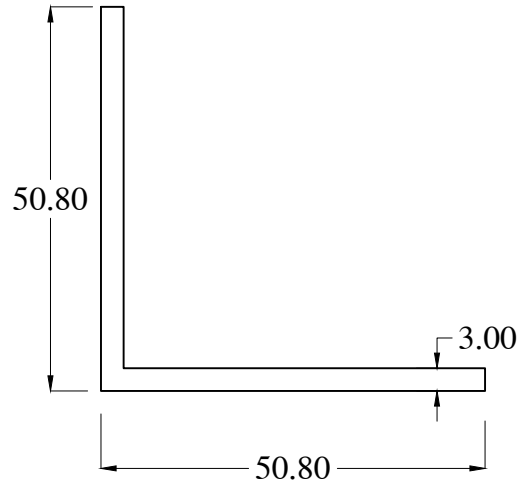
AN1212-3  
WT : 0.557 Kg/m



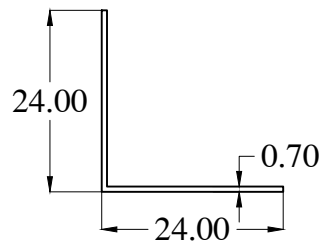
AN1212-4  
WT : 0.595 Kg/m



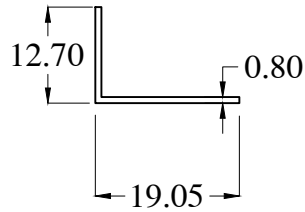
AN1212-5  
WT : 1.198 Kg/m



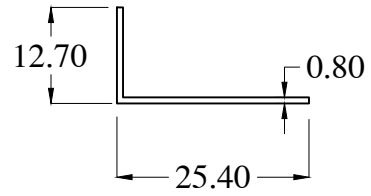
AN1616-2  
WT : 0.801 Kg/m



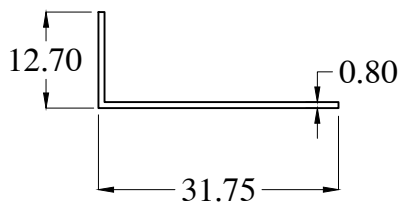
AN7676  
WT : 0.095 Kg/m



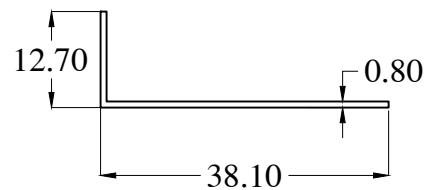
AN0406  
WT : 0.067 Kg/m



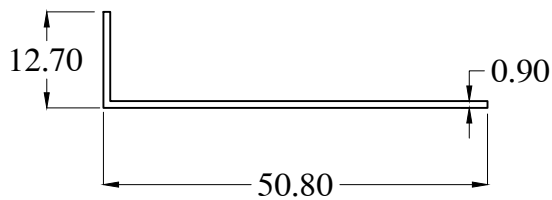
AN0408  
WT : 0.096 Kg/m



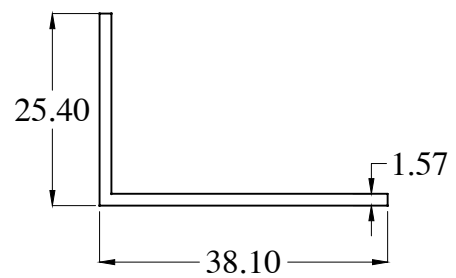
AN0410\*  
WT : 0.095 Kg/m



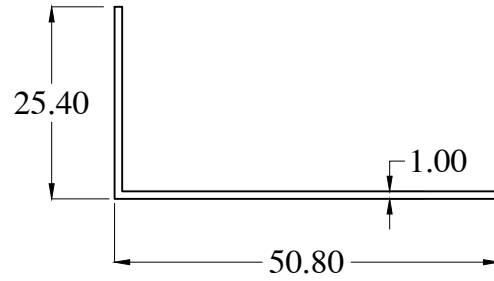
AN0412  
WT : 0.108 Kg/m




AN0416  
WT : 0.153 Kg/m



AN0812  
WT : 0.263 Kg/m



AN0816  
WT : 0.204 Kg/m



AN1224  
WT : 0.905 Kg/m