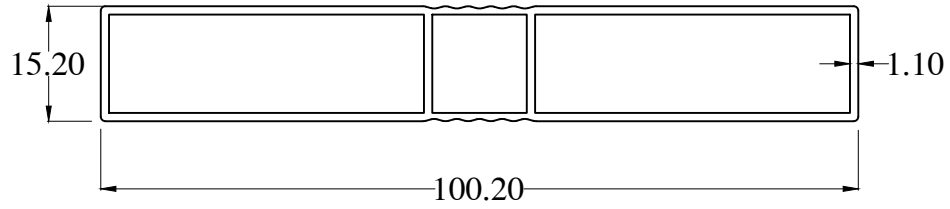


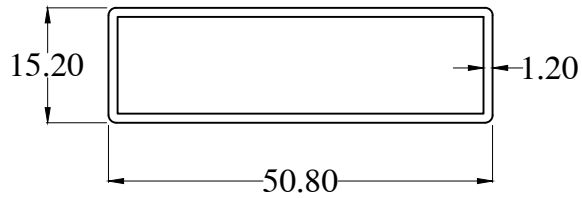


FENCING

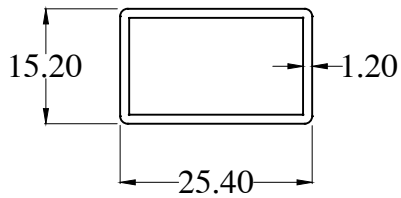
NO.	PROFILE NO.	WEIGHT (kg / m)	AP (mm)	LENGTH (m, ft)		DESCRIPTIONS	REMARKS
1	FC1004*	0.739	230.48				
2	FC1016*	0.411	130.28				
3	FC1021*	1.140	201.48				
4	FC1029*	0.249	79.48				



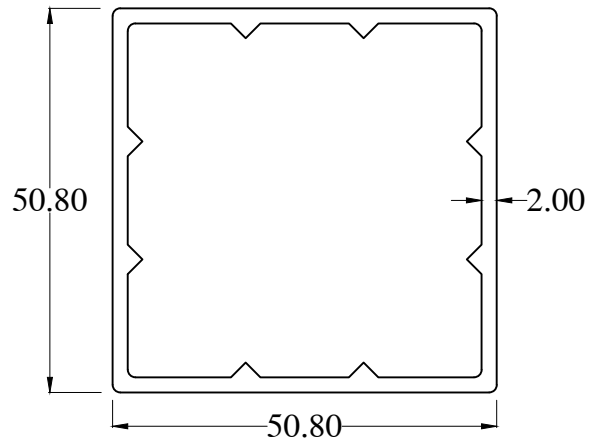
FC1004*
WT : 0.739 Kg/m



FC1016*
WT : 0.411 Kg/m



FC1029*
WT : 0.249 Kg/m



FC1021*
WT : 1.140 Kg/m