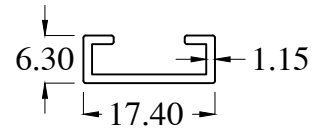
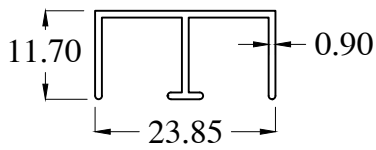


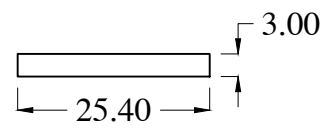
KT1
WT : 0.189 Kg/m



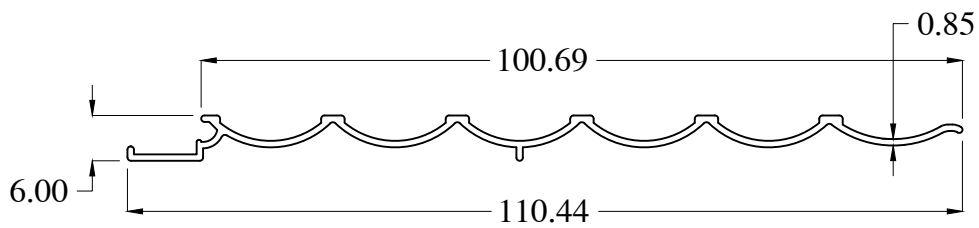
KT2
WT : 0.125 Kg/m



KT5300
WT : 0.149 Kg/m



FB08-3
WT : 0.207 Kg/m



CS8833
WT : 0.315 Kg/m