

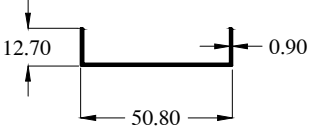
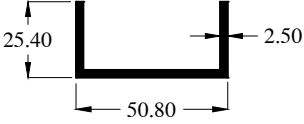


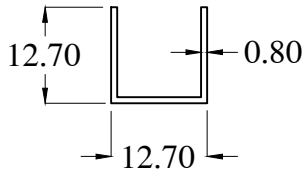
GENERAL (CHANNEL)

NO.	PROFILE NO.	WEIGHT (kg / m)	AP (mm)	LENGTH (m , ft)	DESCRIPTIONS	REMARKS
(GROUP 1 - EQUAL CHANNEL)						
1	CH0404	0.079	74.60			
2	CH0505	0.099	93.68			
3	CH0606	0.135	112.50			
4	CH0606-1	0.353	109.30			
5	CH0808	0.518	147.40			
6	CH0808-1	0.201	150.40			
(GROUP 2 - UNEQUAL CHANNEL)						
7	CH0306	0.081	72.50			
8	CH0406	0.092	87.30			
9	CH0408	0.106	100.00			
10	CH0412	0.134	125.40			

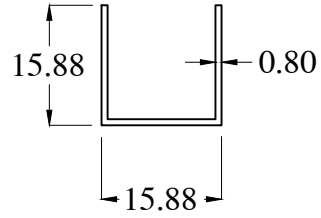


GENERAL (CHANNEL)

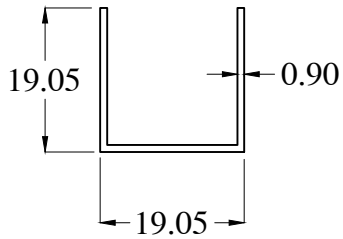
NO.	PROFILE NO.	WEIGHT (kg / m)	AP (mm)	LENGTH (m , ft)		DESCRIPTIONS	REMARKS
11	CH0416	0.181	149.83				
12	CH0816	0.654	198.20				



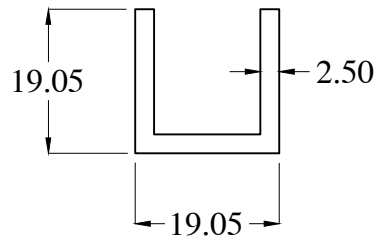
CH0404
WT : 0.079 Kg/m



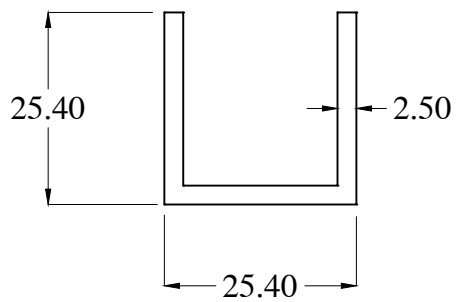
CH0505
WT : 0.099 Kg/m



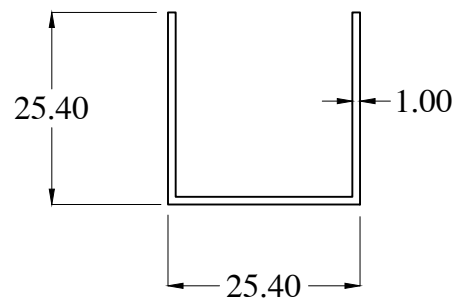
CH0606
WT : 0.135 Kg/m



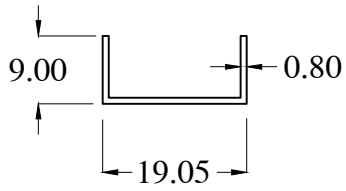
CH0606-1
WT : 0.353 Kg/m



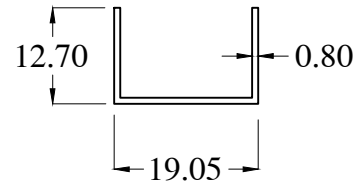
CH0808
WT : 0.518 Kg/m



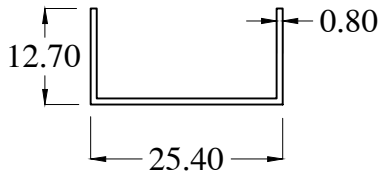
CH0808-1
WT : 0.201 Kg/m



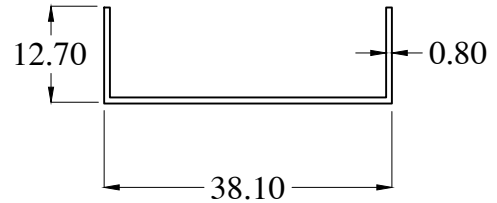
CH0306
WT : 0.081 Kg/m



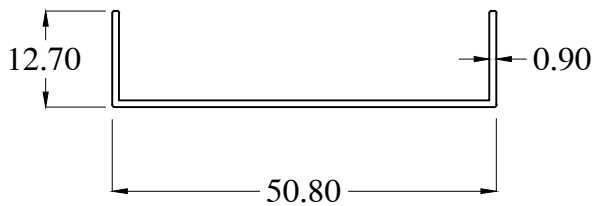
CH0406
WT : 0.092 Kg/m



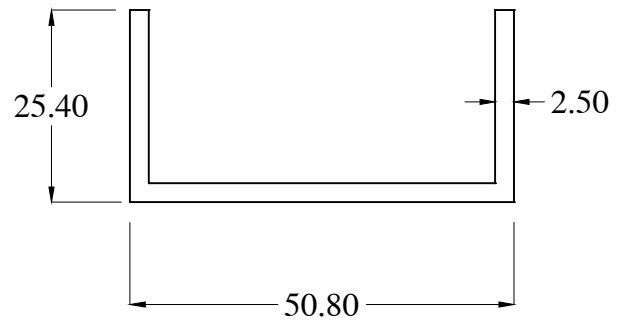
CH0408
WT : 0.106 Kg/m



CH0412
WT : 0.134 Kg/m



CH0416
WT : 0.181 Kg/m



CH0816
WT : 0.654 Kg/m