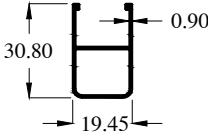
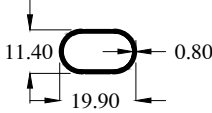
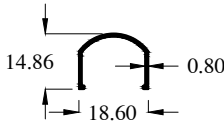
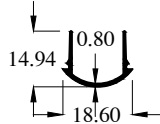
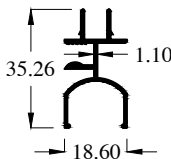
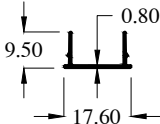
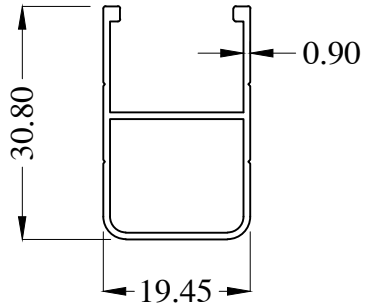


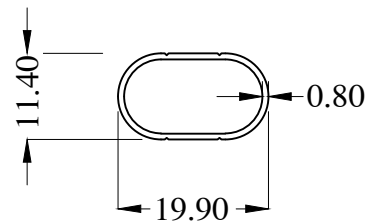


# GRILLE

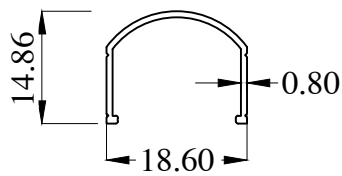
NO.	PROFILE NO.	WEIGHT (kg / m)	AP (mm)	LENGTH (m , ft)		DESCRIPTIONS	REMARKS
1	GR002	0.253	131.28				
2	GR013	0.113	53.64				
3	GR014-1	0.091	85.99				
4	GR015-2	0.090	84.92				
5	GR016-1	0.274	199.26				
6	GR017	0.080	70.38				



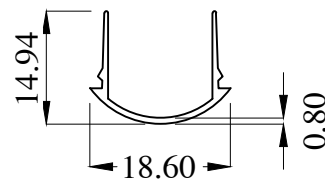
GR002  
WT : 0.253 Kg/m



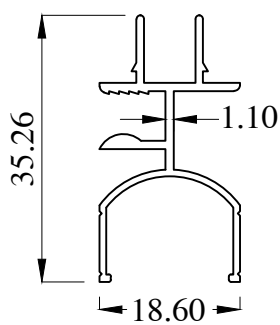
GR013  
WT : 0.113 Kg/m



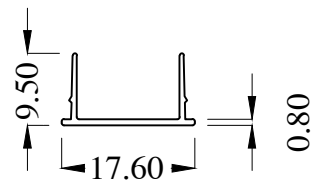
GR014-1  
WT : 0.091 Kg/m



GR015-2  
WT : 0.090 Kg/m



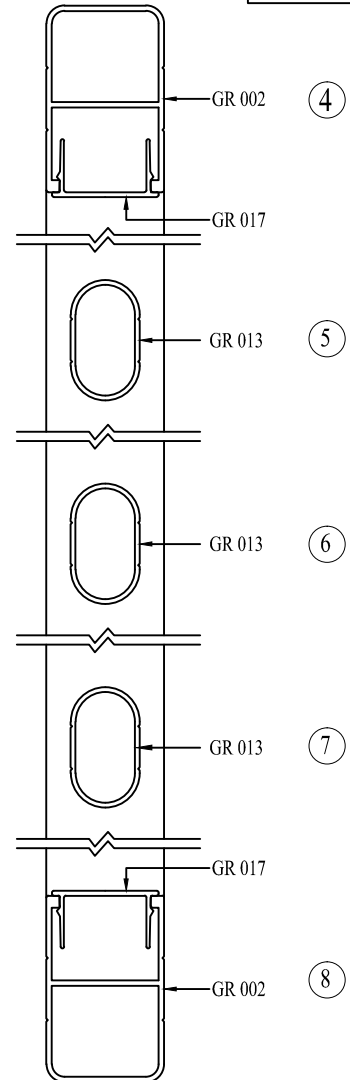
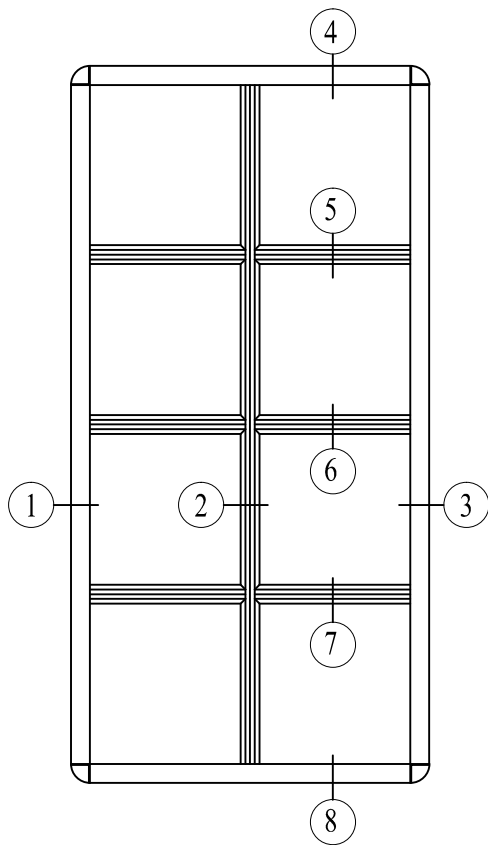
GR016-1  
WT : 0.274 Kg/m



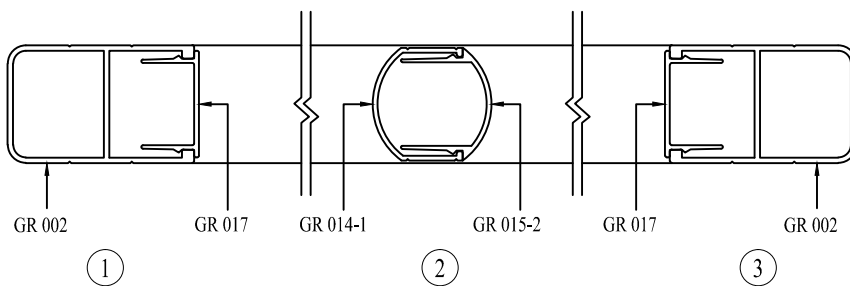
GR017  
WT : 0.080 Kg/m

INSIDE

OUTSIDE



INSIDE



OUTSIDE