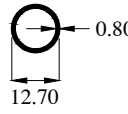
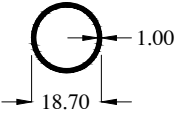
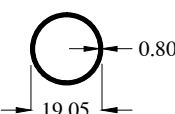
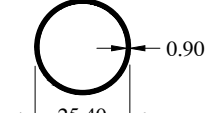
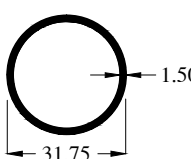
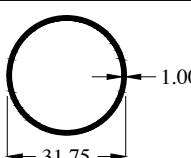
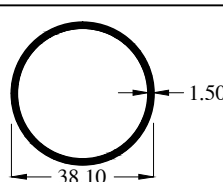
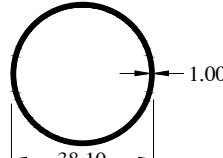
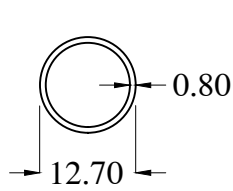


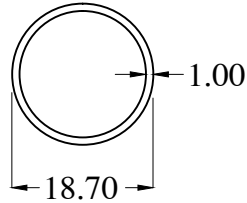


GENERAL (ROUND TUBE)

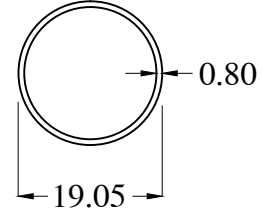
NO.	PROFILE NO.	WEIGHT (kg / m)	AP (mm)	LENGTH (m , ft)		DESCRIPTIONS	REMARKS
1	RO04-3	0.081	39.90				
2	RO06-3	0.151	58.75				
3	RO06-4*	0.124	59.85				
4	RO08-1*	0.187	79.80				
5	RO10	0.386	99.75				
6	RO10-2*	0.261	99.75				
7	RO12	0.467	119.70				
8	RO12-3*	0.315	119.70				



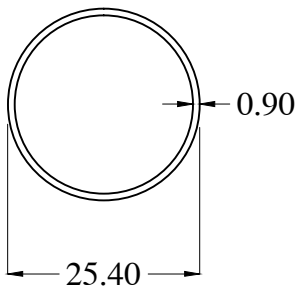
RO04-3
WT : 0.081 Kg/m



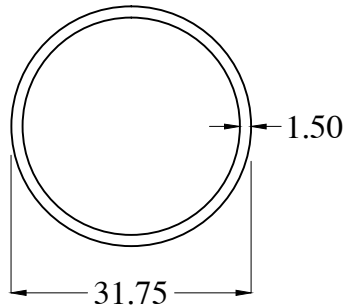
RO06-3
WT : 0.151 Kg/m



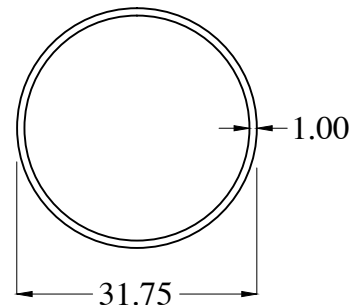
RO06-4
WT : 0.124 Kg/m



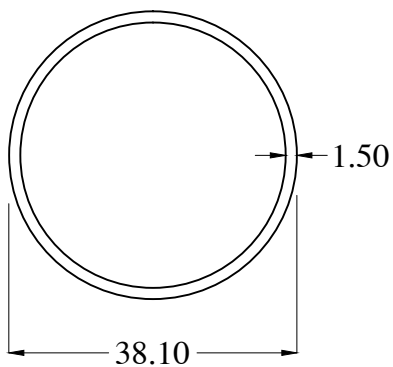
RO08-1
WT : 0.187 Kg/m



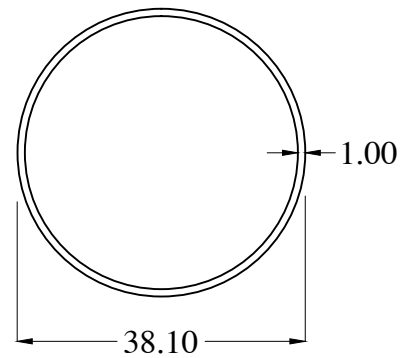
RO10
WT : 0.386 Kg/m



RO10-2
WT : 0.261 Kg/m



RO12
WT : 0.467 Kg/m



RO12-3
WT : 0.315 Kg/m