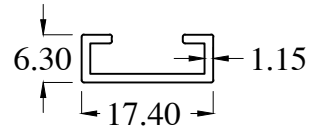


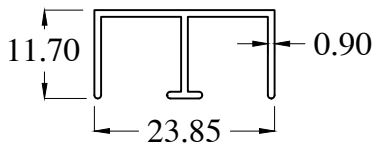
KT1

WT : 0.189 Kg/m



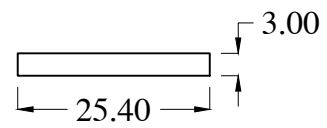
KT2

WT : 0.125 Kg/m



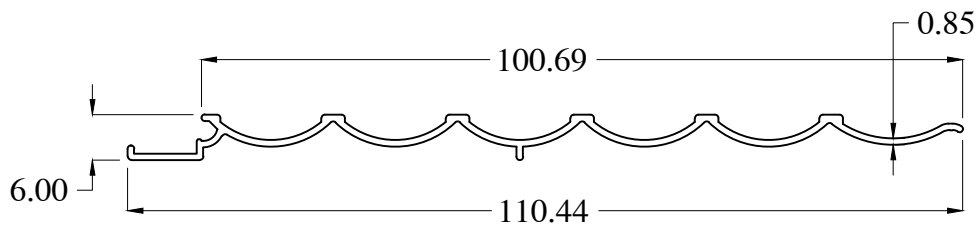
KT5300

WT : 0.149 Kg/m



FB08-3

WT : 0.207 Kg/m



CS8833

WT : 0.315 Kg/m